


“Inner Peace”



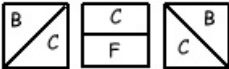

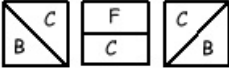
“Greek Cross”

August 2008

Individual Block instructions

Greek Cross (12" finished block, Make one block)		
(B) Green	Cut 2 squares 4 7/8". Cut once diagonally.	
(C) Red	Cut 2 squares 4 7/8". Cut once diagonally. Cut 4 rectangles 2 1/2" x 4 1/2"	
(D) Yellow	Cut 1 square 4 1/2"	
(F) Blue	Cut 4 rectangles 2 1/2" x 4 1/2"	

Assembly & Block Construction of the Greek Cross

<p>Diagram 1 Diagram 3</p>   <p>Block Construction</p>   	<ol style="list-style-type: none"> Sew one (B) Green triangle to one (C) Red triangle as seen in diagram 1. Press. Repeat this step 3 more times for a total of 4 half square triangles. Sew one (C) Red rectangle to one (F) Blue rectangle. Press. See diagram 2. Repeat 3 more times for a total of 4. <p>Assembly</p> <ul style="list-style-type: none"> Sew one (1) half square triangle unit sewn in step one to opposite sides of the rectangle unit sewn in step 2. See row 1 assembly. Sew one (1) rectangle unit sewn in step 2 to opposite sides of the (D) Yellow square. See row 2 assembly. Repeat step 1 referring to row 3 assembly. YOUR block is complete.
---	--